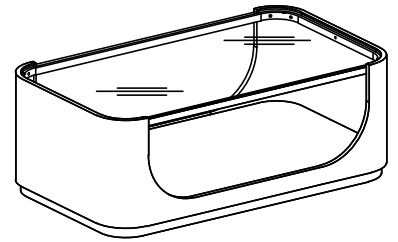


#### Warning :

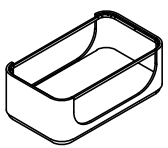

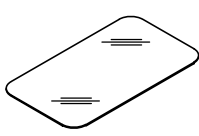
- Be sure to check all packing material carefully for small parts, which may have come loose inside the carton during shipment.
- To prevent possible scratches and damage, this furniture **MUST BE ASSEMBLED BY TWO PEOPLE** on a soft surface such as a blanket or carpet.

**Important Use Information:** We recommend using coasters, placemats and trivets when placing hot or cold containers on this item. It is also recommended to quickly cleanup any spills to minimize exposure to moisture. Doing so will prolong the life and look of the item for many years.

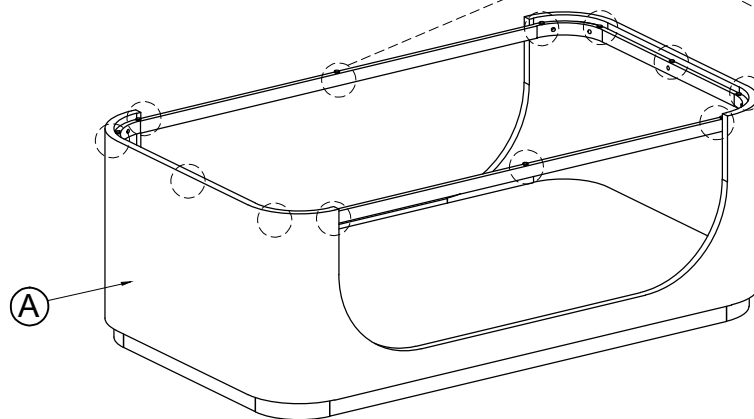


20002  
Cocktail Table

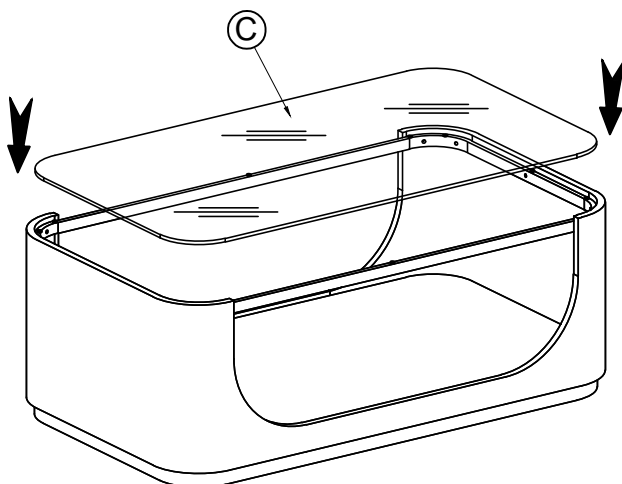
#### Components and Hardware List

<p>Cocktail Table</p>  <p>(A) 1 Pc.</p>	<p>Silicone Bumper Pads Ø8 x 1.5</p>  <p>(B) 12 Pcs.</p>	<p>Top Glass</p>  <p>(C) 1 Pc.</p>
--	---	---

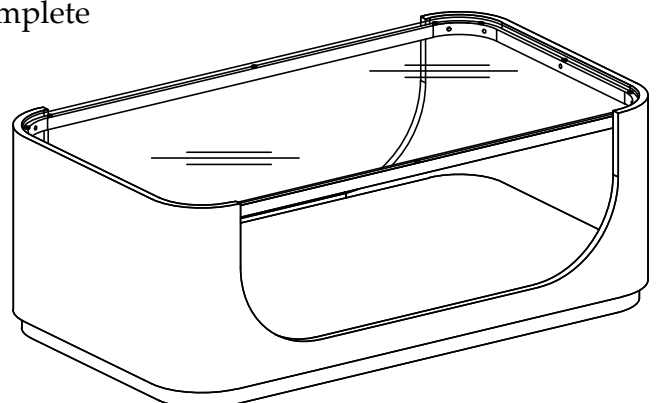
STEP 1: Install silicone bumper pads onto  
Top Metal Frame - Use 12 pads



STEP 2:



Complete



Note: To prevent possible damage to some types of flooring, never roll casters on unprotected hardwood or vinyl flooring.